

POTTER COUNTY TREASURER

2017 FOURTH QUARTER INVESTMENT REPORT



Commissioners' Court
October 23, 2017
Potter County Treasurer
Leann Jennings

County of Potter

STATE OF TEXAS

TREASURER'S OFFICE
900 S. POLK, SUITE 701
AMARILLO, TEXAS 79101-3412



PHONE: (806) 349-4834
FAX: (806) 349-4845
leannjennings@co.potter.tx.us

LEANN JENNINGS
COUNTY TREASURER

NOVEMBER, 2017

The Honorable Commissioners' Court
Potter County
Amarillo, Texas 79101

The Pubic Funds Investment Act requires that not less than quarterly under Section 2256.023, that the investment officer will prepare and submit to the Commissioners' Court a written report of investment transactions for all funds for the preceding reporting period within a reasonable time after the end of the period. This section also requires that the report reflect the following:

- A) The investment position of Potter County on the date of the report.
- B) A summary statement of each pooled fund group that states the:
 - a. Beginning market value for the reporting period;
 - b. Additions and changes to the market value during the period;
 - c. Ending market value for the period; and
 - d. Fully accrued interest for the period.
- C) State the book value and market value of each separately invested asset at the beginning and end of the reporting by the type of asset and fund type invested.
- D) State the maturity date of each separately invested asset that has a maturity date.
- E) State the account or fund or pooled group fund in the county for which each individual investment was acquired.
- F) And, state the compliance of the investment portfolio of the county as it relates to:
 - a. The investment strategy expressed in the county's investment policy;
 - b. Relevant provisions of this chapter.

This report will reflect the investment position of Potter County from July 1, 2017 through September 30, 2017.

The investment strategy for all funds for the fourth quarter of our 2017 fiscal year was that of the investment pool in TexPool, TexPool Prime, Texas Class and Amarillo National Bank.

NOTE:

TexPool and Texas Class investments do not have a stated maturity, funds are available daily. Please see the monthly reports enclosed for ownership and changes in book and market value and their monthly information.

Respectfully,



Leann Jennings
Potter County Treasurer/Investment Officer

Potter County 2017 Investment Committee:



Commissioner H.R. Kelly, Precinct 1



Kerry Hood, County Auditor



Tad Fowler, Assistant County Attorney

POTTER COUNTY DEPOSITORY ACCOUNTS - INTEREST PAID

ACCOUNT:	FOURTH QUARTER	JULY		AUGUST		SEPTEMBER	
	2017	ENDING BALANCE	INTEREST EARNED	ENDING BALANCE	INTEREST EARNED	ENDING BALANCE	INTEREST EARNED
1) JUVENILE FUND		27,547.35	25.50	27,610.65	27.44	27,704.61	25.97
2) JUVENILE PROBATION STATE FUND		98,169.72	90.88	101,976.17	101.33	32,212.52	30.18
3) JUVENILE IV-E FUND		318,441.53	294.79	314,951.04	312.96	317,741.57	297.71
4) JUVENILE PROBATION		889,061.49	823.03	946,978.17	940.98	862,177.90	807.83
*5) DISBURSEMENT ACCOUNT		549,262.22	508.47	574,644.69	571.01	1,565,313.77	1,466.63
6) INSURANCE ACCOUNT		488,846.84	452.54	510,145.45	506.91	526,857.22	493.65
*7) CO. ATTY HOT CHECK FUND		73,269.55	67.83	66,117.64	65.70	69,652.11	65.27
*8) DIST. ATTY HOT CHECK FUND		123,922.47	114.72	123,869.48	123.08	123,814.29	116.01
9) DIST. ATTY FORFEITURE RELEASE		218,282.59	202.07	227,799.56	226.36	229,121.04	214.67
10) GENERAL OPERATING FUND		17,117,735.31	17,493.39	18,250,964.05	19,147.01	16,760,121.38	17,367.64
11) CO. CLK RECORDS MGMT&PRESERVATION		322,655.89	298.69	326,853.88	324.78	324,952.61	304.48
12) ELECTION FUND		636,381.09	589.11	636,431.01	632.40	450,982.87	422.56
13) VOTER REGISTRATION FUND		59,810.12	55.37	59,865.62	59.49	59,926.81	56.16
14) INTEREST & SINKING ACCOUNT		2,260,354.26	2,092.47	2,081,006.46	2,067.83	2,094,479.11	1,962.44
15) DETENTION CTR. COMMISSARY ACCOUNT		569,427.10	527.13	575,693.89	572.05	581,285.09	544.64
*16) TAX OFC STATE & COUNTY TAXES		332,763.71	308.05	115,719.31	114.99	131,122.32	122.86
*17) TAX OFC CREDIT CARD ACCOUNT		308,567.76	285.65	267,793.87	266.10	219,826.94	205.70
*18) TAX OFC HIGHWAY FUNDS		618,470.69	572.53	648,720.09	644.61	632,056.29	592.22
*19) TAX OFC VEH. INVENTORY TAX ESCROW		373,885.15	346.12	441,852.13	439.05	507,310.87	475.33
20) LOCAL LAW ENFORCEMENT BLOCK GRANT		21,010.35	19.45	8,045.56	7.99	3,537.38	3.31
21) TAX OFFICE IRP ACCOUNT		6,173.75	5.72	1,630.71	1.62	5,312.74	4.98
<u>COMMUNITY SUPERVISION & CORRECTIONS DEPARTMENT:</u>							
22) CSCD UNCLAIMED RESTITUTION		0.00	0.00	0.00	0.00	0.00	0.00
23) CSCD JUDICIAL FUND		633,780.41	586.71	425,629.77	422.93	591,869.06	554.56
24) CSCD ACCOUNT		134,441.51	124.46	147,451.36	146.52	142,030.97	133.09
25) CAPITAL PROJECTS 2003		1,862,220.60	1,723.91	1,090,666.75	1,083.76	1,213,088.01	1,136.61
26) SO FEDERAL FORFEITURE		353,945.98	327.66	360,774.14	358.49	361,104.81	338.35
27) DISTRICT CLERK RMPF		242,399.27	224.40	246,051.81	244.49	248,903.43	233.22
28) TAX OFFICE ESCROW		151,416.30	140.17	167,637.02	166.58	203,424.16	190.60
29) DA SEIZURE FUND		107,034.91	99.08	103,011.98	102.36	103,033.02	96.54
30) CA FEDERAL FORFEITURE FUND		355,953.70	329.52	503,083.59	499.90	435,166.43	407.74
31) TAX PAYER ACH		60.39	0.06	109.41	0.11	161.26	0.15
32) SHERIFF ADMINISTRATION		1,042,443.13	965.02	1,061,593.52	1,054.87	1,465,642.91	1,373.26
33) RETAINAGE FUND		457,794.08	423.79	529,799.28	526.44	775,766.24	726.87
TOTAL		30,755,529.22	30,118.29	30,944,478.06	31,760.14	31,065,699.74	30,771.23

* Interest fees transferred into General Fund at the end of each month

JULY INT. RATE: 1.10% General Acct.: 1.21%

AUG. INT. RATE: 1.18% General Acct.: 1.24%

SEPT. INT. RATE: 1.15% General Acct.: 1.27%

W

DEPOSITORY INTEREST ACCOUNT DESCRIPTIONS

- 1) **Juvenile Fund** - \$5.00 Court Fee, run through Agency
- 2) **Juvenile Probation State Fund** - State grant money received monthly
- 3) **Juvenile IV-E Fund** - Federal grant money, reimbursements of claims submitted
- 4) **Juvenile Probation** - County funding (county contribution), quarterly
- 5) **Disbursement Account** - Wash account for all checks paid through the county, at the end of the month this should equal zero. Interest is transferred to the General Fund
- 6) **Insurance Account** - insurance payroll deductions, Potter-Randall Appraisal District, claim reimbursements
- 7) **County Attorney Hot Check Fund** - Agency Fund accounts for collection fees on "insufficient funds" checks in a capacity of agent for the County Attorney. Interest is transferred to the General Fund
- 8) **District Attorney Hot Check Fund** - Agency Fund accounts for collection fees on "insufficient funds" checks in a capacity of agent for the District Attorney. Interest is transferred to the General Fund
- 9) **District Attorney Forfeiture Release** - Agency Fund accounts for the holding of seized funds from District Court cases prior to the case being closed and the funds released
- 10) **General Operating Fund** - Account for the revenues and expenditures necessary to carry out basic governmental activities. Revenues are recorded by source, i.e., taxes, licenses, fines, fees, etc. Expenditures are recorded first by function and then by department, expenditures are made primarily for current day-to-day operating expenses and operating equipment
- 11) **County Clerk Records Management & Preservation** - accounts for revenues derived from the records management and preservation fees collected by the County Clerk on all recorded documents. The revenues are to be used for specific records preservation and automation projects by and for the County Clerk's Office
- 12) **Election Fund** - accounts for revenues from local political parties. The revenues are to be used to pay only those expenses related to elections
- 13) **Voter Registration Fund** - accounts for the allocation from the State of Texas. The revenues are to be used to pay only those expenses related to voter registration
- 14) **Interest & Sinking Account** - accounts for the accumulation of resources for and the payment of general long-term debt principal and interest
- 15) **Detention Ctr. Commissary Account** - accounts for proceeds from sale of commissary items at detention center
- 16) **Tax Ofc State & County Taxes** - Collection of taxes, court costs, misc. fees, beer & wine, liquor, tax certificates, trustee sale, excess proceeds, escrow taxes, attorney fees. Payment is disbursed to entities either daily or monthly. Interest is transferred to the General Fund
- 17) **Tax Ofc Credit Card Account** - Highway Department and Tax side of credit card collections. Holding account for Tax acct # 772968 and Highway acct # 772976. Collect: Tax and 3% surcharge. Disburse funds to each account after verification with bank statement. Interest is transferred to General Account
- 18) **Tax Ofc Highway Funds** - (New account opened 6/04) Collection of motor vehicles fees, i.e., registration, title fees, sales tax, county Road & Bridge fees, state Road & Bridge fees, Road & Bridge retainage, etc., collected for the state. Interest is transferred to General Account

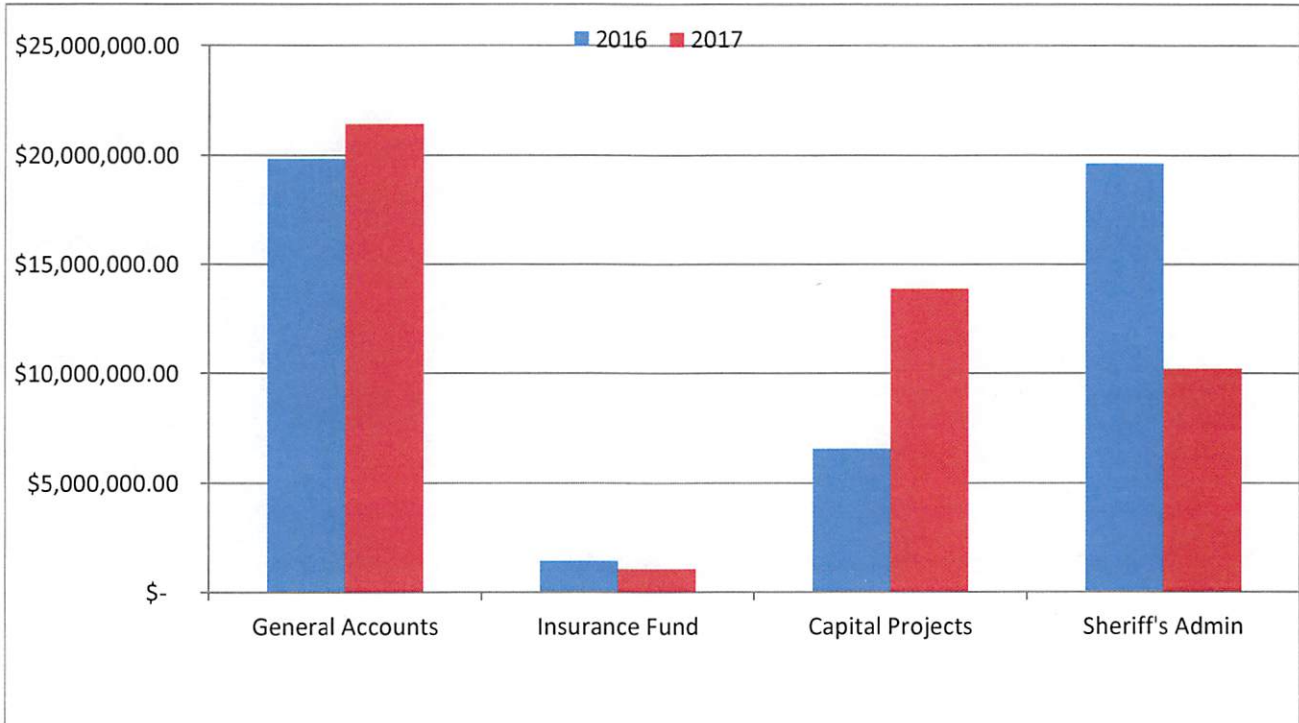
- 19) **Tax Ofc Veh Inventory Tax Escrow** - State fees collected through dealerships for Inventory Tax, monies collected is deposited to TexPool monthly. Interest remains in account and transferred to TexPool annually
- 20) **Local Law Enforcement Block Grant** - accounts for the grant monies received from the Bureau of Justice Assistance. These monies are to be used to underwrite projects to reduce crime and improve public safety
- 21) **Tax Ofc IRP Account** holding account for monies collected from the Texas Department of Transportation from other state registration offices for proportioned tax on semi-tractors to be disbursed as payments are received from State Comptroller's office
- 22) **CSCD Unclaimed Restitution** - accounts for monies unable to reimburse through the CSCD Account, held for 90 days and submitted to State Comptroller. Interest is transferred to the Judicial Account
- 23) **CSCD Judicial Fund** - accounts for monies received from probation fees and state funding. CSCD disbursement account. Interest remains in this account
- 24) **CSCD Account** - wash account for all court costs, fines and restitutions. Interest from account is transferred to the Judicial Account
- 25) **Capital Projects 2003 Fund** - accounts for the proceeds from certificates of obligation issued for constructing, renovating and improving county owned buildings, the purchase of land and right-of-way for authorized needs and purposes, and professional services relating to such projects
- 26) **SO Federal Forfeiture Fund** - accounts for Federal assets seized with a percentage given to the county, governed by the Department of Treasury
- 27) **District Clerk Records Management & Preservation Fund** - accounts for revenues derived from the records management and preservation fees collected by the District Clerk on all recorded documents
- 28) **Tax Office Property Tax Escrow** - prepayment of future taxes
- 29) **District Attorney Seizure Funds** - accounts for the holding of seized funds from cases prior to the case being closed and funds released
- 30) **CA Federal Forfeiture Fund** - seized funds that have been released to the County Attorney through a judgement in Court. Proceeds are to be used solely for the official purposes of that office after a budget for the expenditure of the proceeds has been submitted to the commissioners' court
- 31) **Potter County Tax Payer ACH Fund** - tax payers' wire transfer payments
- 32) **Sheriff's Office Administration** - accounts for county funds and the proceeds from certificates of obligation issued during construction and professional services relating to such project
- 33) **Retainage Fund** - Monies held until job completed.



Potter County
 TexPool Investment Accounts
 for Fourth Quarter 2017



INVESTMENT COMPARISON OF Sept. 30, 2016 TO SEPT. 30, 2017			
Texas Local Government Investment Pool TexPool		Balance as of Sept. 30, 2016	Balance as of Sept. 30, 2017
TexPool, TexPool Prime, Texas Class, Amarillo National Bank	General Accounts	\$ 19,819,671.69	\$ 21,440,236.32
TexPool, ANB, Texas Class	Insurance Fund	\$ 1,422,572.61	\$ 1,083,330.89
Texas Class, ANB, TexPool	Capital Projects	\$ 6,556,264.89	\$ 13,883,200.86
Texas Class, ANB	Sheriff's Admin	\$ 19,603,790.78	\$ 10,228,987.81



Fourth Quarter 2017
Potter County

TexPool Investment Accounts

TEXPOOL SUMMARY		JULY THROUGH SEPTEMBER 30, 2017						Portfolio Value			
Texas Local Government Investment Pool	Month	Beginning Balance	Total Deposits	Total With- drawals	Month To Date Interest	Year To Date Interest	Ending Balance	Market Value July thru Sept. 2017	Share Price July 1 thru Sept. 30, 2017	Shares Owned July 1 thru Sept. 30, 2017	Market Value July thru Sept. 30, 2017
	General Account										
	AUG	\$ 401,778.30	\$ -	\$ -	\$ 340.86	\$ 2,025.29	\$ 402,119.16	\$ 401,778.30	\$ 1.00	402,119.160	\$ 402,119.16
	SEPT	\$ 402,119.16		\$ -	\$ 335.47	\$ 2,360.76	\$ 402,454.63	\$ 402,119.16	\$ 1.00	402,454.630	\$ 402,454.63
Capital Projects 2003	JULY	\$ 6,585,290.61	\$ -	\$ -	\$ 5,433.03	\$ 27,631.85	\$ 6,590,723.64	\$ 658,529.61	\$ 1.00	6,590,723.640	\$ 6,590,723.64
	AUG	\$ 6,590,723.64	\$ -	\$ -	\$ 5,591.63	\$ 33,223.48	\$ 6,596,315.27	\$ 6,590,723.64	\$ 1.00	6,596,315.270	\$ 6,596,315.27
	SEPT	\$ 6,596,315.27	\$ -	\$ 3,000,000.00	\$ 4,580.43	\$ 37,803.91	\$ 3,600,895.70	\$ 6,596,315.27	\$ 1.00	3,600,895.700	\$ 3,600,895.70
Insurance Fund	JULY	\$ 30,971.75		\$ -	\$ 25.52	\$ 129.91	\$ 30,997.27	\$ 30,971.75	\$ 1.00	30,997.270	\$ 30,997.27
	AUG	\$ 30,997.27	\$ -	\$ -	\$ 26.25	\$ 156.16	\$ 31,023.52	\$ 30,997.27	\$ 1.00	31,023.520	\$ 31,023.52
	SEPT	\$ 31,023.52	\$ -	\$ -	\$ 25.91	\$ 182.07	\$ 31,049.43	\$ 31,023.52	\$ 1.00	31,049.430	\$ 31,049.43

2



Fourth Quarter 2017
Potter County

TexPool Prime Investment Accounts

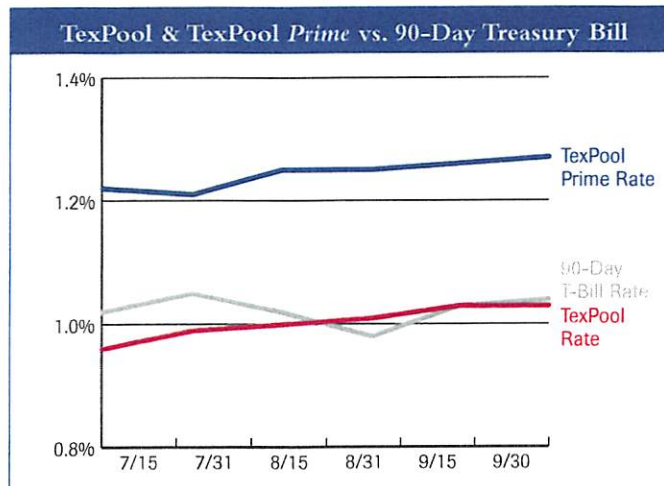
TEXPOOL PRIME SUMMARY		JULY 1 THROUGH SEPT. 30, 2017						Portfolio Value			
Texas Local Government Investment Pool		Beginning Balance	Total Deposits	Total With- drawals	Month To Date Interest	Year To Date Interest	Ending Balance	Market Value July thru Sept 30, 2017	Share Price July 1 thru Sept. 30, 2017	Shares Owned July 1 thru Sept 30, 2017	Market Value July thru Sept. 30, 2017
	Month										
General Account	JULY	\$ 5,065,447.22	\$ -	\$ -	\$ 5,197.82	\$ 19,120.88	\$ 5,070,645.04	\$ 6,065,447.22	\$ 1.00	5,070,645.040	\$ 5,070,645.04
	AUG	\$ 5,070,645.04	\$ -	\$ -	\$ 5,347.68	\$ 24,468.56	\$ 5,075,992.72	\$ 50,701,645.04	\$ 1.00	5,075,992.720	\$ 5,075,992.72
	SEPT	\$ 5,075,992.72	\$ -	\$ -	\$ 5,275.14	\$ 29,743.70	\$ 5,081,267.86	\$ 5,075,992.72	\$ 1.00	5,081,267.860	\$ 5,081,267.86



Monthly Newsletter: October 2017

Performance as of September 30, 2017

	TexPool	TexPool Prime
Current Invested Balance	\$15,588,203,393.13	\$4,181,131,380.04
Weighted Average Maturity**	37	51
Weighted Average Life**	101	75
Net Asset Value	1.00003	1.00005
Total Number of Participants	2,431	284
Management Fee on Invested Balance	0.0473%	0.0638%
Interest Distributed	\$12,894,663.81	\$4,284,198.48
Management Fee Collected	\$578,194.13	\$171,549.11
Standard & Poor's Current Rating	AAAm	AAAm
Month Averages		
Average Invested Balance	\$15,472,089,777.50	\$4,122,503,891.66
Average Monthly Rate*	1.0151%	1.2644%
Average Weighted Average Maturity**	34	51
Average Weighted Average Life**	100	73



90-Day Treasury Bill is a short-term debt instrument backed by the national government. These are used to collect immediate cash to meet outstanding obligations.

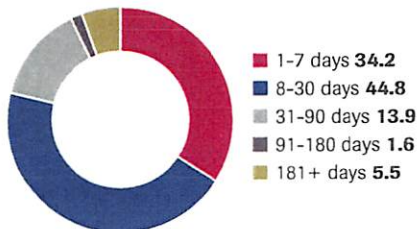
Any private investor can invest in a Treasury bill. The 90-Day Treasury Bill is a weighted average rate of the weekly auctions of 90-Day Treasury Bills.

Past performance is no guarantee of future results.



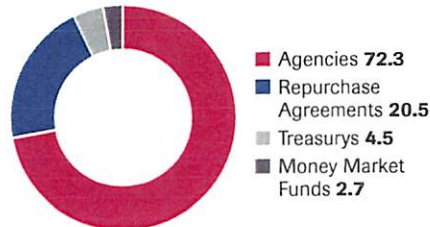
Portfolio by Maturity (%)

As of September 30, 2017



Portfolio by Type of Investment (%)

As of September 30, 2017



Portfolio Asset Summary as of September 30, 2017

	Book Value	Market Value
Uninvested Balance	\$1,400.17	\$1,400.17
Receivable for Investments Sold	0.00	0.00
Accrual of Interest Income	7,649,991.59	7,649,991.59
Interest and Management Fees Payable	-12,895,097.42	-12,895,097.42
Payable for Investments Purchased	0.00	0.00
Accrued Expenses & Taxes	-38,849.40	-38,849.40
Repurchase Agreements	3,192,359,000.00	3,192,359,000.00
Mutual Fund Investments	415,022,103.88	415,022,103.88
Government Securities	11,282,538,054.98	11,283,107,703.19
U.S. Treasury Inflation Protected Securities	0.00	0.00
US Treasury Bills	502,967,077.73	502,948,312.25
US Treasury Notes	200,599,711.60	200,524,766.00
Total	\$15,588,203,393.13	\$15,588,679,330.26

Market value of collateral supporting the Repurchase Agreements is at least 102% of the Book Value. The portfolio is managed by Federated Investment Counseling and the assets are safe kept in a separate custodial account at State Street Bank in the name of TexPool. The only source of payment to the Participants is the assets of TexPool. There is no secondary source of payment for the pool such as insurance or State guarantee. Should you require a copy of the portfolio, please contact TexPool Participant Services.

Participant Summary

	Number of Participants	Balance
School District	583	\$4,913,012,446.77
Higher Education	57	\$796,714,885.19
Healthcare	81	\$547,913,330.82
Utility District	766	\$2,171,979,742.38
City	457	\$3,827,477,669.21
County	185	\$1,594,261,774.41
Other	302	\$1,731,141,758.54

**Definition of Weighted Average Maturity and Weighted Average Life

WAM is the mean average of the periods of time remaining until the securities held in TexPool (a) are scheduled to be repaid, (b) would be repaid upon a demand by TexPool, or (c) are scheduled to have their interest rate readjusted to reflect current market rates. Securities with adjustable rates payable upon demand are treated as maturing on the earlier of the two dates set forth in (b) and (c) if their scheduled maturity is 397 days or less; and the later of the two dates set forth in (b) and (c) if their scheduled maturity is more than 397 days. The mean is weighted based on the percentage of the amortized cost of the portfolio invested in each period.

WAL is calculated in the same manner as WAM, but is based solely on the periods of time remaining until the securities held in TexPool (a) are scheduled to be repaid or (b) would be repaid upon a demand by TexPool, without reference to when interest rates of securities within TexPool are scheduled to be readjusted.



Daily Summary

Date	Money Mkt. Fund Equiv. (SEC Std.)	Dividend Factor	TexPool Invested Balance	NAV	WAM Days	WAL Days
7/1	0.9566%	0.000026207	\$17,629,314,686.85	0.99999	38	103
7/2	0.9566%	0.000026207	\$17,629,314,686.85	0.99999	38	103
7/3	0.9596%	0.000026290	\$17,519,213,178.93	0.99997	37	103
7/4	0.9596%	0.000026290	\$17,519,213,178.93	0.99997	37	103
7/5	0.9574%	0.000026229	\$17,572,943,757.32	0.99997	36	101
7/6	0.9556%	0.000026182	\$17,585,654,848.93	0.99997	36	98
7/7	0.9591%	0.000026276	\$17,555,613,526.13	0.99997	37	102
7/8	0.9591%	0.000026276	\$17,555,613,526.13	0.99997	37	102
7/9	0.9591%	0.000026276	\$17,555,613,526.13	0.99997	37	102
7/10	0.9605%	0.000026314	\$17,527,162,664.21	0.99997	35	100
7/11	0.9611%	0.000026332	\$17,525,756,187.02	0.99998	35	97
7/12	0.9618%	0.000026352	\$17,432,695,908.32	0.99998	36	100
7/13	0.9635%	0.000026397	\$17,394,258,345.06	0.99998	37	99
7/14	0.9552%	0.000026171	\$17,377,382,952.92	0.99998	38	101
7/15	0.9552%	0.000026171	\$17,377,382,952.92	0.99998	38	101
7/16	0.9552%	0.000026171	\$17,377,382,952.92	0.99998	38	101
7/17	0.9777%	0.000026785	\$17,013,138,297.38	0.99999	37	101
7/18	0.9776%	0.000026784	\$16,967,398,476.44	0.99998	36	100
7/19	0.9790%	0.000026821	\$16,942,717,464.92	0.99999	36	100
7/20	0.9802%	0.000026855	\$16,914,651,165.96	0.99998	36	99
7/21	0.9812%	0.000026882	\$16,922,147,284.81	0.99998	36	99
7/22	0.9812%	0.000026882	\$16,922,147,284.81	0.99998	36	99
7/23	0.9812%	0.000026882	\$16,922,147,284.81	0.99998	36	99
7/24	0.9872%	0.000027047	\$16,883,285,405.61	0.99998	35	97
7/25	0.9895%	0.000027109	\$17,196,628,907.09	0.99998	35	95
7/26	0.9933%	0.000027215	\$17,189,470,596.82	0.99998	36	94
7/27	0.9900%	0.000027123	\$17,073,236,782.02	0.99999	36	95
7/28	0.9890%	0.000027096	\$17,048,391,154.15	1.00000	36	95
7/29	0.9890%	0.000027096	\$17,048,391,154.15	1.00000	36	95
7/30	0.9890%	0.000027096	\$17,048,391,154.15	1.00000	36	95
7/31	0.9929%	0.000027204	\$16,864,283,002.80	1.00000	34	93
Average:	0.9714%	0.000026613	\$17,260,998,138.56	0.99998	36	99



Daily Summary

Date	Money Mkt. Fund Equiv. (SEC Std.)	Dividend Factor	TexPool Invested Balance	NAV	WAM Days	WAL Days
8/1	0.9904%	0.000027135	\$16,789,867,537.37	1.00001	34	93
8/2	0.9919%	0.000027174	\$16,791,761,716.62	1.00000	35	93
8/3	0.9913%	0.000027159	\$16,633,909,429.75	1.00000	34	93
8/4	0.9904%	0.000027134	\$16,640,802,170.94	1.00000	34	93
8/5	0.9904%	0.000027134	\$16,640,802,170.94	1.00000	34	93
8/6	0.9904%	0.000027134	\$16,640,802,170.94	1.00000	34	93
8/7	0.9910%	0.000027150	\$16,608,577,852.78	1.00000	33	90
8/8	0.9904%	0.000027134	\$16,802,075,099.92	1.00000	32	92
8/9	0.9909%	0.000027148	\$16,766,196,686.71	1.00000	32	91
8/10	0.9946%	0.000027250	\$16,589,596,744.38	1.00001	31	91
8/11	1.0037%	0.000027499	\$16,598,923,170.63	1.00001	33	99
8/12	1.0037%	0.000027499	\$16,598,923,170.63	1.00001	33	99
8/13	1.0037%	0.000027499	\$16,598,923,170.63	1.00001	33	99
8/14	1.0008%	0.000027420	\$16,199,036,333.22	1.00001	32	99
8/15	1.0033%	0.000027489	\$16,110,987,214.21	1.00001	32	101
8/16	0.9927%	0.000027198	\$16,229,128,485.19	1.00001	32	99
8/17	1.0030%	0.000027480	\$16,221,930,055.60	1.00002	31	99
8/18	1.0033%	0.000027488	\$16,169,053,252.94	1.00002	32	99
8/19	1.0033%	0.000027488	\$16,169,053,252.94	1.00002	32	99
8/20	1.0033%	0.000027488	\$16,169,053,252.94	1.00002	32	99
8/21	1.0022%	0.000027458	\$16,146,404,062.60	1.00002	30	96
8/22	0.9994%	0.000027381	\$16,174,066,243.28	1.00002	30	96
8/23	1.0000%	0.000027398	\$16,056,290,599.83	1.00002	31	97
8/24	1.0058%	0.000027557	\$16,101,938,100.60	1.00002	31	94
8/25	1.0056%	0.000027551	\$16,447,938,859.74	1.00002	32	96
8/26	1.0056%	0.000027551	\$16,447,938,859.74	1.00002	32	96
8/27	1.0056%	0.000027551	\$16,447,938,859.74	1.00002	32	96
8/28	1.0015%	0.000027438	\$16,325,946,242.55	1.00002	31	95
8/29	1.0000%	0.000027397	\$16,149,701,531.35	1.00003	31	96
8/30	1.0000%	0.000027396	\$16,190,317,616.33	1.00003	30	95
8/31	1.0085%	0.000027630	\$16,024,258,694.00	1.00003	30	95
Average:	0.9989%	0.000027368	\$16,402,649,761.58	1.00001	32	96



Daily Summary

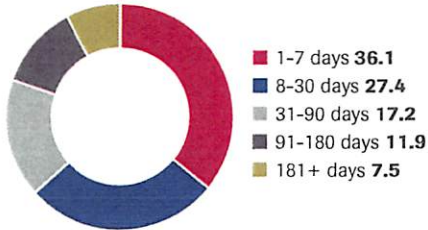
Date	Money Mkt. Fund Equiv. (SEC Std.)	Dividend Factor	TexPool Invested Balance	NAV	WAM Days	WAL Days
9/1	1.0070%	0.000027588	\$15,640,705,698.45	1.00003	31	100
9/2	1.0070%	0.000027588	\$15,640,705,698.45	1.00003	31	100
9/3	1.0070%	0.000027588	\$15,640,705,698.45	1.00003	31	100
9/4	1.0070%	0.000027588	\$15,640,705,698.45	1.00003	31	100
9/5	1.0062%	0.000027566	\$15,614,874,099.02	1.00003	28	96
9/6	1.0040%	0.000027506	\$15,534,081,792.82	1.00003	27	96
9/7	1.0033%	0.000027489	\$15,600,735,774.44	1.00003	27	95
9/8	1.0048%	0.000027530	\$15,449,785,453.29	1.00003	33	100
9/9	1.0048%	0.000027530	\$15,449,785,453.29	1.00003	33	100
9/10	1.0048%	0.000027530	\$15,449,785,453.29	1.00003	33	100
9/11	1.0071%	0.000027592	\$15,457,292,992.92	1.00003	30	98
9/12	1.0088%	0.000027638	\$15,433,911,844.40	1.00002	35	102
9/13	1.0138%	0.000027776	\$15,355,135,372.49	1.00002	35	103
9/14	1.0182%	0.000027897	\$15,242,251,518.06	1.00002	35	104
9/15	1.0251%	0.000028086	\$15,304,363,223.20	1.00001	35	103
9/16	1.0251%	0.000028086	\$15,304,363,223.20	1.00001	35	103
9/17	1.0251%	0.000028086	\$15,304,363,223.20	1.00001	35	103
9/18	1.0233%	0.000028035	\$15,297,162,289.51	1.00001	34	101
9/19	1.0179%	0.000027887	\$15,380,301,602.04	1.00001	34	100
9/20	1.0189%	0.000027914	\$15,287,491,242.08	1.00001	35	102
9/21	1.0198%	0.000027941	\$15,251,835,243.68	1.00001	35	100
9/22	1.0219%	0.000027998	\$15,153,768,070.79	1.00001	38	104
9/23	1.0219%	0.000027998	\$15,153,768,070.79	1.00001	38	104
9/24	1.0219%	0.000027998	\$15,153,768,070.79	1.00001	38	104
9/25	1.0227%	0.000028020	\$15,961,538,606.87	1.00002	34	97
9/26	1.0143%	0.000027788	\$15,913,654,825.69	1.00001	37	99
9/27	1.0194%	0.000027928	\$15,790,934,902.88	1.00001	36	99
9/28	1.0193%	0.000027927	\$15,578,511,396.18	1.00002	35	97
9/29	1.0270%	0.000028138	\$15,588,203,393.13	1.00003	37	101
9/30	1.0270%	0.000028138	\$15,588,203,393.13	1.00003	37	101
Average:	1.0151%	0.000027812	\$15,472,089,777.50	1.00002	34	100



TEXPOOL PRIME

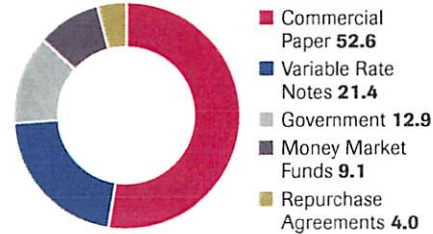
Portfolio by Maturity (%)

As of September 30, 2017



Portfolio by Type of Investment (%)

As of September 30, 2017



Portfolio Asset Summary as of September 30, 2017

	Book Value	Market Value
Uninvested Balance	-\$335.22	-\$335.22
Receivable for Investments Sold	0.00	0.00
Accrual of Interest Income	1,387,365.40	1,387,365.40
Interest and Management Fees Payable	-4,284,205.79	-4,284,205.79
Payable for Investments Purchased	0.00	0.00
Accrued Expenses & Taxes	-12,316.64	-12,316.64
Repurchase Agreements	165,971,000.00	165,971,000.00
Commercial Paper	2,200,491,623.45	2,200,465,032.33
Bank Instruments	0.00	0.00
Mutual Fund Investments	382,099,246.11	382,129,013.10
Government Securities	539,780,565.82	539,816,663.60
Variable Rate Notes	895,698,436.91	895,867,650.00
Total	\$4,181,131,380.04	\$4,181,339,866.78

Market value of collateral supporting the Repurchase Agreements is at least 102% of the Book Value. The portfolio is managed by Federated Investment Counseling and the assets are safe kept in a separate custodial account at State Street Bank in the name of TexPool Prime. The assets of TexPool Prime are the only source of payments to the Participants. There is no secondary source of payment for the pool such as insurance or State guarantee. Should you require a copy of the portfolio, please contact TexPool Participant Services

Participant Summary

	Number of Participants	Balance
School District	100	\$1,637,288,390.98
Higher Education	15	\$602,284,691.40
Healthcare	11	\$236,799,837.17
Utility District	22	\$249,902,557.53
City	58	\$491,660,709.28
County	32	\$325,874,035.55
Other	46	\$637,304,226.63



TEXPOOL *PRIME*

Daily Summary

Date	Money Mkt. Fund Equiv. (SEC Std.)	Dividend Factor	TexPool <i>Prime</i> Invested Balance	NAV	WAM Days	WAL Days
7/1	1.1860%	0.000032494	\$4,091,205,021.24	1.00005	37	58
7/2	1.1860%	0.000032494	\$4,091,205,021.24	1.00005	37	58
7/3	1.1888%	0.000032569	\$4,079,666,589.99	1.00005	35	55
7/4	1.1888%	0.000032569	\$4,079,666,589.99	1.00005	35	55
7/5	1.1912%	0.000032635	\$4,088,698,297.10	1.00006	36	55
7/6	1.2036%	0.000032975	\$4,095,090,613.00	1.00005	41	59
7/7	1.2011%	0.000032907	\$4,109,088,293.41	0.99999	42	60
7/8	1.2011%	0.000032907	\$4,109,088,293.41	0.99999	42	60
7/9	1.2011%	0.000032907	\$4,109,088,293.41	0.99999	42	60
7/10	1.2111%	0.000033182	\$4,130,690,624.95	1.00003	44	62
7/11	1.2090%	0.000033124	\$4,122,451,603.88	1.00003	45	63
7/12	1.2104%	0.000033161	\$4,124,672,166.77	1.00004	48	65
7/13	1.2211%	0.000033455	\$4,061,166,156.00	1.00002	50	67
7/14	1.2233%	0.000033516	\$4,079,639,764.41	1.00000	50	67
7/15	1.2233%	0.000033516	\$4,079,639,764.41	1.00000	50	67
7/16	1.2233%	0.000033516	\$4,079,639,764.41	1.00000	50	67
7/17	1.1988%	0.000032845	\$4,509,516,607.10	1.00005	44	59
7/18	1.2136%	0.000033248	\$4,494,545,999.24	1.00004	48	63
7/19	1.2182%	0.000033374	\$4,443,183,246.28	1.00004	51	65
7/20	1.2175%	0.000033357	\$4,463,102,395.75	1.00003	54	70
7/21	1.2209%	0.000033448	\$4,446,744,400.66	0.99999	55	70
7/22	1.2209%	0.000033448	\$4,446,744,400.66	0.99999	55	70
7/23	1.2209%	0.000033448	\$4,446,744,400.66	0.99999	55	70
7/24	1.2090%	0.000033124	\$4,444,574,068.11	1.00002	53	71
7/25	1.2137%	0.000033253	\$4,379,330,886.40	1.00003	54	72
7/26	1.2109%	0.000033174	\$4,461,495,176.34	1.00004	52	73
7/27	1.2095%	0.000033136	\$4,503,084,342.13	1.00004	52	72
7/28	1.2056%	0.000033031	\$4,389,222,724.66	1.00001	53	74
7/29	1.2056%	0.000033031	\$4,389,222,724.66	1.00001	53	74
7/30	1.2056%	0.000033031	\$4,389,222,724.66	1.00001	53	74
7/31	1.2138%	0.000033254	\$4,280,732,870.16	1.00005	51	73
Average:	1.2082%	0.000033101	\$4,258,650,445.97	1.00002	47	65



TEXPOOL *PRIME*

Daily Summary

Date	Money Mkt. Fund Equiv. (SEC Std.)	Dividend Factor	TexPool Prime Invested Balance	NAV	WAM Days	WAL Days
8/1	1.2017%	0.000032922	\$4,302,682,282.72	1.00004	51	75
8/2	1.2209%	0.000033450	\$4,293,631,804.43	1.00005	51	74
8/3	1.2219%	0.000033477	\$4,204,411,328.93	1.00005	51	75
8/4	1.2106%	0.000033166	\$4,180,640,199.59	1.00002	52	75
8/5	1.2106%	0.000033166	\$4,180,640,199.59	1.00002	52	75
8/6	1.2106%	0.000033166	\$4,180,640,199.59	1.00002	52	75
8/7	1.2239%	0.000033532	\$4,169,234,092.69	1.00006	51	73
8/8	1.2281%	0.000033646	\$4,132,156,260.13	1.00006	51	73
8/9	1.2383%	0.000033926	\$4,124,280,563.82	1.00006	50	74
8/10	1.2478%	0.000034187	\$4,109,604,462.03	1.00007	52	76
8/11	1.2589%	0.000034491	\$4,107,135,297.47	1.00003	53	77
8/12	1.2589%	0.000034491	\$4,107,135,297.47	1.00003	53	77
8/13	1.2589%	0.000034491	\$4,107,135,297.47	1.00003	53	77
8/14	1.2426%	0.000034044	\$4,061,723,364.62	1.00008	52	76
8/15	1.2474%	0.000034174	\$3,999,628,856.02	1.00008	52	76
8/16	1.2425%	0.000034040	\$4,022,387,779.16	1.00007	51	75
8/17	1.2484%	0.000034203	\$3,996,528,907.79	1.00007	52	76
8/18	1.2482%	0.000034196	\$4,038,717,727.66	1.00003	52	75
8/19	1.2482%	0.000034196	\$4,038,717,727.66	1.00003	52	75
8/20	1.2482%	0.000034196	\$4,038,717,727.66	1.00003	52	75
8/21	1.2425%	0.000034042	\$4,029,508,080.77	1.00006	50	73
8/22	1.2512%	0.000034279	\$3,995,863,425.11	1.00007	51	74
8/23	1.2534%	0.000034340	\$3,968,364,970.84	1.00007	52	75
8/24	1.2545%	0.000034369	\$4,003,482,369.96	1.00007	50	74
8/25	1.2534%	0.000034339	\$3,993,343,705.58	1.00002	50	75
8/26	1.2534%	0.000034339	\$3,993,343,705.58	1.00002	50	75
8/27	1.2534%	0.000034339	\$3,993,343,705.58	1.00002	50	75
8/28	1.2562%	0.000034416	\$3,971,264,407.71	1.00007	48	73
8/29	1.2533%	0.000034336	\$3,978,529,087.71	1.00008	47	72
8/30	1.2560%	0.000034412	\$3,978,924,318.17	1.00008	47	72
8/31	1.2506%	0.000034263	\$4,104,339,212.14	1.00007	47	72
Average:	1.2418%	0.000034020	\$4,077,614,721.47	1.00005	51	75



TEXPOOL *PRIME*

Daily Summary

Date	Money Mkt. Fund Equiv. (SEC Std.)	Dividend Factor	TexPool Prime Invested Balance	NAV	WAM Days	WAL Days
9/1	1.2581%	0.000034468	\$4,103,875,506.61	1.00002	49	74
9/2	1.2581%	0.000034468	\$4,103,875,506.61	1.00002	49	74
9/3	1.2581%	0.000034468	\$4,103,875,506.61	1.00002	49	74
9/4	1.2581%	0.000034468	\$4,103,875,506.61	1.00002	49	74
9/5	1.2521%	0.000034304	\$4,065,384,048.88	1.00008	48	72
9/6	1.2663%	0.000034692	\$4,034,347,454.00	1.00010	52	75
9/7	1.2622%	0.000034582	\$4,040,034,007.14	1.00009	53	76
9/8	1.2696%	0.000034783	\$4,044,235,398.29	1.00006	52	76
9/9	1.2696%	0.000034783	\$4,044,235,398.29	1.00006	52	76
9/10	1.2696%	0.000034783	\$4,044,235,398.29	1.00006	52	76
9/11	1.2611%	0.000034550	\$4,090,931,013.61	1.00010	50	73
9/12	1.2669%	0.000034710	\$4,090,237,492.25	1.00010	51	73
9/13	1.2837%	0.000035171	\$4,113,338,600.07	1.00009	52	74
9/14	1.2570%	0.000034438	\$4,052,164,368.17	1.00009	52	73
9/15	1.2628%	0.000034597	\$4,133,592,031.83	1.00005	52	73
9/16	1.2628%	0.000034597	\$4,133,592,031.83	1.00005	52	73
9/17	1.2628%	0.000034597	\$4,133,592,031.83	1.00005	52	73
9/18	1.2587%	0.000034486	\$4,147,761,383.10	1.00009	49	71
9/19	1.2630%	0.000034604	\$4,130,416,319.79	1.00009	50	71
9/20	1.2563%	0.000034419	\$4,171,462,785.67	1.00008	51	71
9/21	1.2603%	0.000034530	\$4,142,386,505.15	1.00008	52	71
9/22	1.2723%	0.000034857	\$4,057,764,388.53	1.00002	54	73
9/23	1.2723%	0.000034857	\$4,057,764,388.53	1.00002	54	73
9/24	1.2723%	0.000034857	\$4,057,764,388.53	1.00002	54	73
9/25	1.2610%	0.000034547	\$4,205,819,149.47	1.00007	50	69
9/26	1.2632%	0.000034608	\$4,220,983,119.98	1.00007	49	68
9/27	1.2613%	0.000034556	\$4,362,189,397.90	1.00007	49	72
9/28	1.2687%	0.000034759	\$4,323,120,862.04	1.00007	49	73
9/29	1.2719%	0.000034846	\$4,181,131,380.04	1.00005	51	75
9/30	1.2719%	0.000034846	\$4,181,131,380.04	1.00005	51	75
Average:	1.2644%	0.000034641	\$4,122,503,891.66	1.00006	51	73



Fourth Quarter 2017
Potter County

Texas Class Investment Accounts

TEXAS CLASS SUMMARY		JULY THROUGH SEPTEMBER 30, 2017							
Texas Local Government Investment Pool	Month	Beginning Balance	Total Deposits	Total With-drawals	Month To Date Interest	Year To Date Interest	Average Daily Balance	Month End Balance	Average Monthly Yield
	General Account	JUL	\$ 8,662,848.12	\$ -	\$ -	\$ 8,645.47	\$ 81,683.44	\$ 8,627,408.07	\$ 8,631,493.59
AUG		\$ 8,631,493.59	\$ -	\$ 6,000,000.00	\$ 4,244.59	\$ 85,928.03	\$ 4,085,730.40	\$ 2,635,738.18	1.23%
SEPT		\$ 2,635,738.18	\$ -	\$ 2,000,000.00	\$ 1,943.48	\$ 87,871.51	\$ 1,903,682.66	\$ 637,681.66	1.25%
Insurance Fund	JUL	\$ 507,189.26	\$ -	\$ -	\$ 508.52	\$ 3,727.60	\$ 507,457.47	\$ 507,697.78	1.18%
	AUG	\$ 507,697.78	\$ -	\$ -	\$ 529.09	\$ 4,256.69	\$ 507,976.14	\$ 508,226.87	1.23%
	SEPT	\$ 508,226.87	\$ -	\$ -	\$ 519.96	\$ 4,776.65	\$ 508,504.04	\$ 508,746.83	1.25%
Sheriff's Admin	JUL	\$ 14,030,014.16	\$ -	\$ 1,500,000.00	\$ 13,526.25	\$ 102,781.08	\$ 13,505,061.45	\$ 12,543,540.41	1.18%
	AUG	\$ 12,543,540.41	\$ -	\$ 3,000,000.00	\$ 12,663.53	\$ 115,444.61	\$ 12,163,288.04	\$ 9,556,203.94	1.23%
	SEPT	\$ 9,556,203.94	\$ -	\$ -	\$ 9,777.19	\$ 125,221.80	\$ 9,561,415.87	\$ 9,565,981.13	1.25%
Capital Projects	JUL	\$ 5,007,925.34	\$ -	\$ -	\$ 5,021.07	\$ 12,946.41	\$ 5,010,573.64	\$ 5,012,946.41	1.18%
	AUG	\$ 5,012,946.41	\$ -	\$ -	\$ 5,224.27	\$ 18,170.68	\$ 5,015,694.89	\$ 5,018,170.68	1.23%
	SEPT	\$ 5,018,170.68	\$ -	\$ -	\$ 5,134.25	\$ 23,304.93	\$ 5,020,907.60	\$ 5,023,304.93	1.25%

18



Daily Rates

July 2017

TXCLASS

Date	Dividend Rate	Annual Yield
01-Jul-17	0.000031921	1.17%
02-Jul-17	0.000031921	1.17%
03-Jul-17	0.000031921	1.17%
04-Jul-17	0.000031921	1.17%
05-Jul-17	0.000031791	1.16%
06-Jul-17	0.000031921	1.17%
07-Jul-17	0.000031921	1.17%
08-Jul-17	0.000031921	1.17%
09-Jul-17	0.000031921	1.17%
10-Jul-17	0.000032247	1.18%
11-Jul-17	0.000031952	1.17%
12-Jul-17	0.000031979	1.17%
13-Jul-17	0.000031921	1.17%
14-Jul-17	0.000032195	1.18%
15-Jul-17	0.000032195	1.18%
16-Jul-17	0.000032195	1.18%
17-Jul-17	0.000032229	1.18%
18-Jul-17	0.000032580	1.19%
19-Jul-17	0.000032601	1.19%
20-Jul-17	0.000032577	1.19%
21-Jul-17	0.000032675	1.20%
22-Jul-17	0.000032675	1.20%
23-Jul-17	0.000032675	1.20%
24-Jul-17	0.000032682	1.20%
25-Jul-17	0.000032775	1.20%
26-Jul-17	0.000032785	1.20%
27-Jul-17	0.000032854	1.20%
28-Jul-17	0.000032779	1.20%
29-Jul-17	0.000032779	1.20%
30-Jul-17	0.000032779	1.20%
31-Jul-17	0.000032874	1.20%



Daily Rates
August 2017

TXCLASS

Date	Dividend Rate	Annual Yield
01-Aug-17	0.000032983	1.21%
02-Aug-17	0.000033479	1.23%
03-Aug-17	0.000033153	1.21%
04-Aug-17	0.000033224	1.22%
05-Aug-17	0.000033224	1.22%
06-Aug-17	0.000033224	1.22%
07-Aug-17	0.000033258	1.22%
08-Aug-17	0.000033481	1.23%
09-Aug-17	0.000033280	1.22%
10-Aug-17	0.000033458	1.22%
11-Aug-17	0.000033518	1.23%
12-Aug-17	0.000033518	1.23%
13-Aug-17	0.000033518	1.23%
14-Aug-17	0.000033514	1.23%
15-Aug-17	0.000033516	1.23%
16-Aug-17	0.000033547	1.23%
17-Aug-17	0.000033557	1.23%
18-Aug-17	0.000033672	1.23%
19-Aug-17	0.000033672	1.23%
20-Aug-17	0.000033672	1.23%
21-Aug-17	0.000033765	1.24%
22-Aug-17	0.000033669	1.23%
23-Aug-17	0.000033843	1.24%
24-Aug-17	0.000033839	1.24%
25-Aug-17	0.000033935	1.24%
26-Aug-17	0.000033935	1.24%
27-Aug-17	0.000033935	1.24%
28-Aug-17	0.000034120	1.25%
29-Aug-17	0.000033970	1.24%
30-Aug-17	0.000033948	1.24%
31-Aug-17	0.000034220	1.25%



Daily Rates
September 2017

TXCLASS

Date	Dividend Rate	Annual Yield
01-Sep-17	0.000033836	1.24%
02-Sep-17	0.000033836	1.24%
03-Sep-17	0.000033836	1.24%
04-Sep-17	0.000033836	1.24%
05-Sep-17	0.000033536	1.23%
06-Sep-17	0.000033838	1.24%
07-Sep-17	0.000033899	1.24%
08-Sep-17	0.000034112	1.25%
09-Sep-17	0.000034112	1.25%
10-Sep-17	0.000034112	1.25%
11-Sep-17	0.000034112	1.25%
12-Sep-17	0.000034112	1.25%
13-Sep-17	0.000034082	1.25%
14-Sep-17	0.000034113	1.25%
15-Sep-17	0.000034112	1.25%
16-Sep-17	0.000034112	1.25%
17-Sep-17	0.000034112	1.25%
18-Sep-17	0.000034201	1.25%
19-Sep-17	0.000034186	1.25%
20-Sep-17	0.000034219	1.25%
21-Sep-17	0.000034248	1.25%
22-Sep-17	0.000034267	1.25%
23-Sep-17	0.000034267	1.25%
24-Sep-17	0.000034267	1.25%
25-Sep-17	0.000033970	1.24%
26-Sep-17	0.000034112	1.25%
27-Sep-17	0.000034112	1.25%
28-Sep-17	0.000034309	1.26%
29-Sep-17	0.000034386	1.26%
30-Sep-17	0.000034386	1.26%